

Please complete this form so we can prepare an accurate estimate. Fields can be filled on screen or by hand.

1. Contact Information

Full name: _____ Date: _____

Phone: _____ Email: _____

Project address: _____

City: _____ ZIP: _____ Preferred contact: Call Text Email

2. Project Type

Which space(s) is this project for? (check all that apply)

Kitchen
 Bathroom
 Home office
 Closet / storage
 Laundry room
 Entertainment / built-ins
 Commercial space
 Other

If "Other," please describe:

Is this: New construction Remodel / replacement Addition to existing cabinetry

3. Space & Dimensions

Approx. dimensions of the area (L x W x H):

Do you have measurements, plans, or photos you can share? Yes No

4. Style & Design Preferences

Preferred style (check all that apply):

Modern
 Minimalist
 Traditional
 Rustic
 Not sure — need guidance

Inspiration (Pinterest/Houzz links, photos, references):

5. Materials, Finishes & Hardware

Material preference (check all that apply):


Solid wood
 Wood veneer / plywood
 Painted finish
 Stained finish
 High Gloss (MDF)
 Old Matte (MDF)
 Open to recommendations

Preferred colors / tones:


Hardware preference (knobs, pulls, soft-close):

6. Door Style Selection


Check the door front you prefer (13 profiles, shown in natural maple; all available in any finish):




**FP1
Shaker**




**FP2
Double Shaker**




FP3




FP5




FP8




FP11




FP12



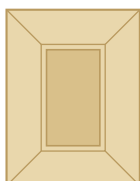
**FP12
Ogee**



Doble Bembon




Catalina 2



Monaco



Superior FP



**Superior
Raised panel**

Not sure — I'd like design guidance on door styles



7. Scope & Features

Features of interest (check all that apply):

Soft-close doors/drawers

Pull-out shelves

Pantry unit

Kitchen island

Crown molding

Glass doors

Integrated lighting

Custom drawer organizers

Floating shelves

Will this project require removal of existing cabinetry?

Yes

No

Not sure

8. Timeline

Desired timeline:

As soon as possible

1 – 3 months

3 – 6 months

Flexible / planning ahead

Any fixed deadline (event, move-in date, etc.)?

9. Additional Details

Tell us anything else about your vision, the space, or special requirements:

Thank you! We will contact you within 1–2 business days to schedule your free consultation.

10. Color & Finish Selection


Check every color you like. Combinations are welcome — e.g., one color for upper cabinets and another for the island or base (two-tone). Swatches are approximate; final color is always confirmed with a physical sample.

Painted finish




Tier 1 — Most common

-  Pure white
-  Warm ivory
-  Light gray
-  Greige

Tier 2 — Very popular

-  Charcoal
-  Matte black
-  Navy blue
-  Blue gray

Tier 3 — Current trend

-  Sage green
-  Forest green
-  Dark beige

Tier 4 — Statement colors




-  Emerald
-  Terracotta
-  Mustard
-  Wine

Tier 5 — Niche / high-end




-  Lacquer red
-  Dusty pink
-  Lavender

Stained finish (natural wood)



Tier 1 — Most common

-  Natural / clear
-  Honey oak
-  Medium walnut


Tier 2 — Very popular

-  Cherry
-  Coffee / Java
-  Espresso



Tier 3 — Current trend

-  Driftwood gray
-  Ash gray

Tier 4 — Statement finishes

-  Whitewash
-  Ebony

Tier 5 — Niche / high-end

-  Black walnut
-  Sapele

Color by cabinet area (for combinations / two-tone)

Upper / wall cabinets:

Lower / base cabinets:

Island:


Tall / pantry units:

Bathroom vanity:

Other areas:

Open to color recommendations from the design team

Actual sample photos in natural maple, shown at uniform scale. Use with Section 6 (Door Style Selection).



FP1 — Shaker



FP2 — Double Shaker



FP3



FP5



FP8



FP11




FP12



FP12 — Ogee



Doble Bembon



Catalina 2



Monaco



Superior FP



Superior — Raised panel